



Chemical Quality of Chhana Spread Prepared from Cow Milk Using Herbal Coagulants

Vikash Kumar Verma ^{a++}, Ramjee Gupta ^{a#},
Vikash Kumar ^{a++}, Rahul Tiwari ^{a++}, Kuldeep ^{a++}
and Sandeep Kumar ^{a++*}

^a Department of AH and Dairying, C. S. Azad University of Agriculture and Technology, Kanpur, Uttar Pradesh-208002, India.

Authors' contributions

This work was carried out in collaboration among all authors. All authors read and approved the final manuscript.

Article Information

DOI: 10.9734/JABB/2024/v27i5803

Open Peer Review History:

This journal follows the Advanced Open Peer Review policy. Identity of the Reviewers, Editor(s) and additional Reviewers, peer review comments, different versions of the manuscript, comments of the editors, etc are available here: <https://www.sdiarticle5.com/review-history/116050>

Original Research Article

Received: 08/02/2024
Accepted: 12/04/2024
Published: 15/04/2024

ABSTRACT

The current study was carried out at the C.S.A. University of Agriculture and Technology Kanpur's department of Animal Husbandry and Dairying (Dairy Technology). Chhana spread is a popular acid coagulated milk product has fairly high nutritional value. Its mild acidic flavour, soft body and smooth texture make it highly suitable for consumption. In the experiment, chhana spread was made with cow milk with three different coagulant agents (aonla extract, lemon extract, and ginger extract), two different water-herbal coagulant ratios (90:10 and 80:20), and two different storage periods (0 and 10 days) at 5°C refrigeration temperature. Moisture, Fat, Protein, Lactose, and Ash are five chemical characteristics. The chemical quality of chhana spread made from cow milk utilising herbal coagulants was shown to be better than other spreads after a fresh day storage period, according to the study.

⁺⁺ Ph.D. Scholar;

[#] Professor;

^{*}Corresponding author: E-mail: sandeepyadav.nd@gmail.com;

Keywords: Herbal coagulants (aonla, lemon, and ginger extract); cow milk; spread; chemical attributes.

1. INTRODUCTION

“Spread is a breakfast meal that is spread on bread, toasts, biscuits, chapatti, and other similar items. Because of their appealing flavour and nutritional content, dairy spreads such as butter and processed cheese are favoured in India over non dairy spreads. Chhana is a popular acid coagulated milk product in India that has a high nutritional value. Its moderate acidic flavour, soft body, and silky texture make it ideal for spreadability” [1]. “The creation of low-fat and low-calorie spreads has sparked a lot of attention in recent years. At the moment, there are primarily two types of spreads on the market: butter and cheese spreads, which are typically served with toast for breakfast. Butter spread is not preferred by abbess people or those who suffered from heart disease because it is high in animal fat, whereas cheese spread is suitable for consumers of all ages, but its use is limited to a small section of society who have western taste due to its peculiar pungent flavour that does not suit the Indian palate and also due to its high cost. Recently, a spread made from chhana was developed, which has a good taste and has considerably less animal fat, and is preferred over other spreads due to its nutty flavour” [1].

Chhana spread, a milk product, is increasing popularity in terms of manufacturing and consumption. Chhana, also known as paneer, is

a heat and acid coagulated indigenous milk product that serves as the foundation for a variety of classic Indian desserts such as Rasogulla, Sandesh, and Rasmalai[8][17]. It's also been used as a base for a wide range of gourmet specialties. It is believed to have originated in India's eastern region.

“Chhana or paneer is a cheese made from cow or buffalo milk, or a combination of cow and buffalo milk, that is precipitated with sour milk, lactic acid, or citric acid (both the synthetic and herbal coagulants)[14]. It can't have more than 70% moisture in it, and the milk fat content can't be less than 50% of the dry matter foundation. It's also possible to make this product with milk solids” (PFA, 1976).

“Calcium, phosphorus, and vitamins (A, B, B2, and C) content per 100g of chhana samples were observed to be 208 mg, 138 mg, 3.66 IU, 73 grammes, 15 grammes, and 2.8 grammes, respectively. Chhana was said to have almost no nicotinic acid in it. When compared to boiled milk, the loss of ascorbic acid during chhana preparation was reported to be around 57 percent”. (1955, Mani et al.)[10]

2. MATERIALS AND PROCEDURES

The current experiment was conducted at Kanpur's Chandra Shekhar Azad University of




Chart 1. Flow diagram from manufacturing of chhana spread from cow milk chhana using herbal coagulants [1]

Agriculture and Technology's Department of Animal Husbandry and Dairying. The university dairy farm provided the cow milk. The Chhana spread manufacturing procedure was standardised based on the many criteria under investigation, and the finished product's chemical characteristics were assessed. Herbal coagulants were used, such as aonla extract, lemon extract, and ginger extract, among others. The chhana spread was prepared using refined commercial grade Tata brand salt.

2.1 Methods of Manufacturing of Chhana Spread

“The cow milk was cooked over an open fire in a karahi (80°C). A ladle was used to swirl the milk throughout the heating process to prevent it from burning. When the milk reached (80°C), it was stopped heated and cooled to (70°C) before coagulation. Then, coagulation with a (10% or 20%) solution of herbal coagulants was progressively added to the milk with stirring until complete coagulation occurred. After coagulation, the contents were poured over a clean muslin cloth for whey straining, and the whey was allowed to drain for roughly an hour without the application of external pressure. Chhana was collected and weighed after the whey was drained. After being weighed, the chhana is broken into small pieces and put to a household mixer, where it is blended into a paste with common salt (1.5%) and water (10-20ml/100g chhana). Finally, the chhana spread was gathered and stored in plastic cups.

Refrigeration was used to keep the samples cool (5°C)”[1][2].

3. RESULTS AND DISCUSSION

The AOAC (1980) techniques were used to assess the chemical purity of the chhana spread. The moisture content of chhana spread was determined using the AOAC (1980) technique. The protein was determined using the micro-kjedahl technique. Gerber's method of BIS (1981) was used to determine the fat content of milk. AOAC (1984), in the department of Animal Husbandry and Dairy, Chandra Shekhar Azad University of Agriculture and Technology, Kanpur, assessed the carbohydrate content. The findings and discussion of this inquiry have been presented under the following headings.

3.1 Moisture Percentage

The highest moisture percentage of chhana spread (61.150) was identified in sample (A₂B₁C₁), while the lowest percentage (58.963) was observed in sample (A₃B₁C₂). Due to varying quantities of coagulant, the essential variation in moisture percentage was found to be non-significant at the 5% level of significance. When the CD values were examined further, it was discovered that factor C was much greater than the other groups, and that all of the groups differed from one to another. In terms of coagulant levels, the maximum moisture percentages (60.330) of chhana spread were found in the A₂B₂ sample, while the smallest

Table 1 (A). A×B×C combination value for moisture percentage

Treatment	A ₁		A ₂		A ₃	
	B ₁	B ₂	B ₁	B ₂	B ₁	B ₂
C ₁	60.623	60.753	61.150	60.530	60.660	60.507
C ₂	59.633	59.573	59.510	59.023	58.963	59.070
C.D.	NS				NS	

Table 1 (B). Average moisture content value of chhana spread as affected by different coagulants (A), there levels of coagulant (B) & storage periods (C)

Treatment	B ₁	B ₂	C ₁	C ₂	Mean
A ₁	60.128	60.163	60.688	59.603	60.145
A ₂	60.330	59.777	60.840	59.267	60.053
A ₃	59.812	59.788	60.583	59.017	59.800
B ₁			60.811	59.369	60.090
B ₂			60.597	59.222	59.909
Mean	60.090	59.909	60.703	59.295	
C.D.	(A×B) NS		(A×C) NS		(B×C) NS

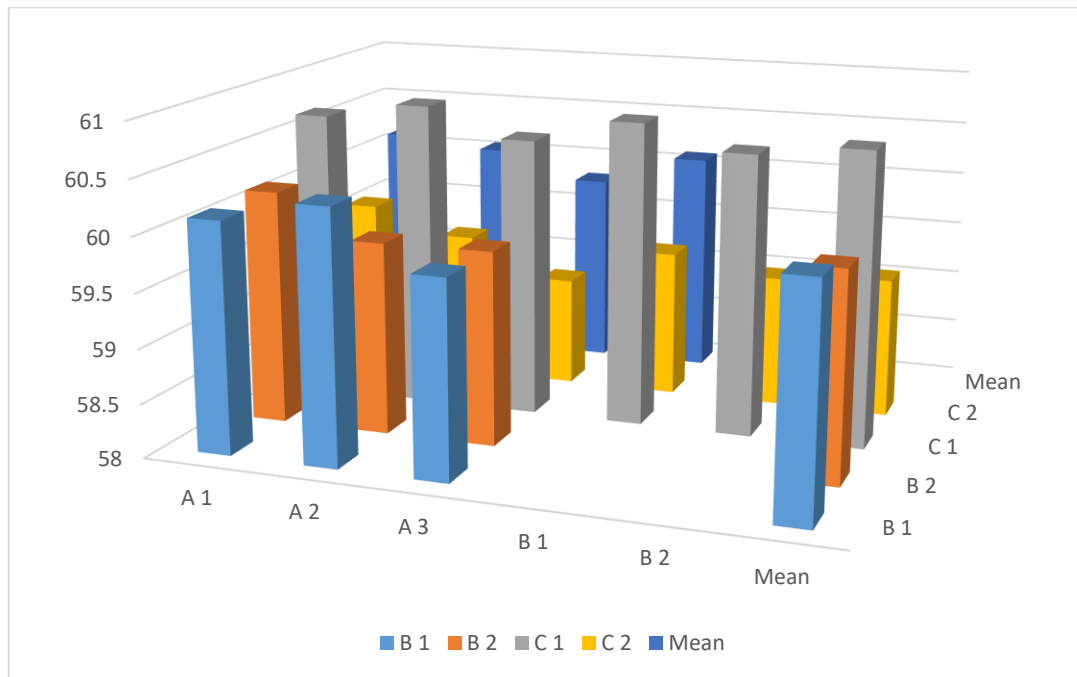


Fig. 1. Average Moisture content of chhana spread using herbal coagulants (A) as affected by different levels of coagulant(B) and storage periods (C)

Table 2(A). AxBxC combination value for fat percentage

Treatment	A ₁		A ₂		A ₃	
	B ₁	B ₂	B ₁	B ₂	B ₁	B ₂
C ₁	22.083	21.827	20.707	22.133	21.613	21.730
C ₂	23.437	23.110	22.533	23.720	23.280	23.363
C.D.	NS					

Table 2(B). Average fat content value of chhana spread as affected by different coagulants (A), there levels of coagulant (B) & storage periods (C)

Treatment	B ₁	B ₂	C ₁	C ₂	Mean
A ₁	22.760	22.468	21.955	23.273	22.614
A ₂	21.620	22.927	21.420	23.127	22.273
A ₃	22.447	22.547	21.672	23.322	22.497
B ₁			21.468	23.083	22.275
B ₂			21.897	23.398	22.647
Mean	22.275	22.647	21.682	23.240	
C.D.	(AxB) 0.785		(AxC) NS		(BxC) NS

moisture percentage (59.777) was identified in the A₂B₂ sample. At a 5% level of significance, the essential difference in moisture percentage (P0.05, CD=NS) was found to be non-significant. The moisture percentage reduces with increasing storage period due to the storage period effect.

3.2 Fat Percentage

The highest fat percentage of chhana spread (23.720) was identified in sample (A₂B₂C₂), while

the lowest percentage (20.707) was observed in sample (A₂B₁C₁). As the ideal coagulant level grew, the fat percentage of chhana spread increased. Due to varying levels of coagulant, the key difference (P0.05, CD=NS) in fat percentage was found to be non-significant at the 5% level of significance.

In terms of the varied amounts of coagulant, B₂C₂ had the highest fat percentage (23.398) of

chhana spread, whereas B₁C₁ had the lowest fat percentage (21.468). At a 5% level of significance, the results were non-significant. At a 5% level of significance, the key difference in fat percentage (P0.05, CD=NS) was shown to be non-significant. Further analysis of CD values revealed that factor AXB was much higher in comparison to the other groups, and that all of the groups differ from one to another. Chemical activities have an inverse effect on the quality of chhana spread during storage[6].

3.3 Protein Percentage

The highest protein percentage of chhana spread (14.677) was detected in sample (A₂B₁C₁), while the lowest percentage (14.140) was observed in sample (A₁B₁C₂). As the ideal coagulant level grew, the protein percentage of chhana spread increased. Due to varying levels of coagulant, the key difference (P0.05, CD=NS) in protein percentage was found to be non-significant at the 5% level of significance. Further analysis of CD

values revealed that factor AXB was much higher in comparison to the other groups, and that all of the groups differ from one another. The highest protein concentration was found in the A₁B₁ sample, which also had the highest chhana ratio.

In terms of coagulant levels, the highest protein percentages (14.600) of chhana spread were discovered in A₂B₁, while the lowest protein percentage (14.217) was observed in A₁B₁. At a 5% threshold of significance, the outcomes differed significantly. At the 5% level of significance, the critical difference in protein percentage (P0.05, CD=0.199) was confirmed to be significant.

The influence of various BXC combinations on protein percentage was detected. The highest protein percentage of chhana spread (14.488) was found in the B₁C₁ combination, while the lowest percentage (14.247) was found in the B₂C₂ combination. At a 5% level of significance, the data was deemed to be non-significant.

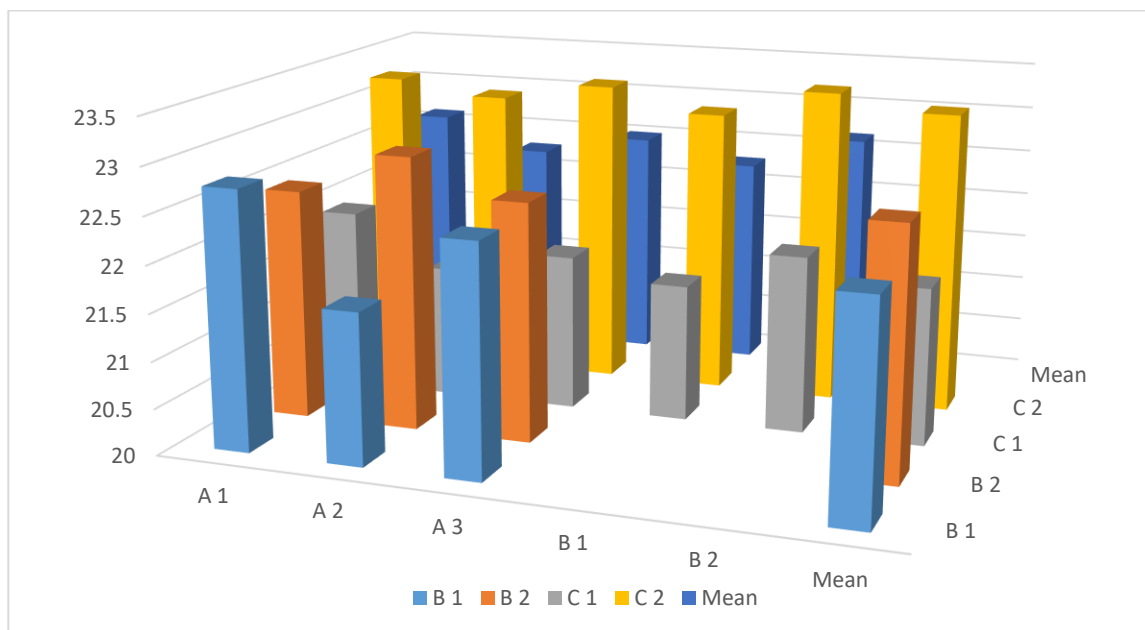


Fig. 2. Average Fat content of chhana spread using herbal coagulants (A) as affected by different levels of coagulant(B) and storage periods (C)

Table 3(A). AxBxC combination value for protein percentage

Treatment	A ₁		A ₂		A ₃	
	B ₁	B ₂	B ₁	B ₂	B ₁	B ₂
C ₁	14.293	14.287	14.677	14.270	14.493	14.463
C ₂	14.140	14.183	14.523	14.190	14.423	14.367
C.D.	NS					

Table 3(B). Average protein content value of chhana spread as affected by different coagulants (A), there levels of coagulant (B) & storage periods (C)

Treatment	B ₁	B ₂	C ₁	C ₂	Mean
A ₁	14.217	14.235	14.290	14.162	14.226
A ₂	14.600	14.230	14.473	14.357	14.415
A ₃	14.458	14.415	14.478	14.395	14.436
B ₁			14.488	17.362	14.425
B ₂			14.340	14.247	14.293
Mean	14.425	14.293	14.413	14.304	
C.D.	(AxB) 0.199		(AxC) NS		(BxC) NS

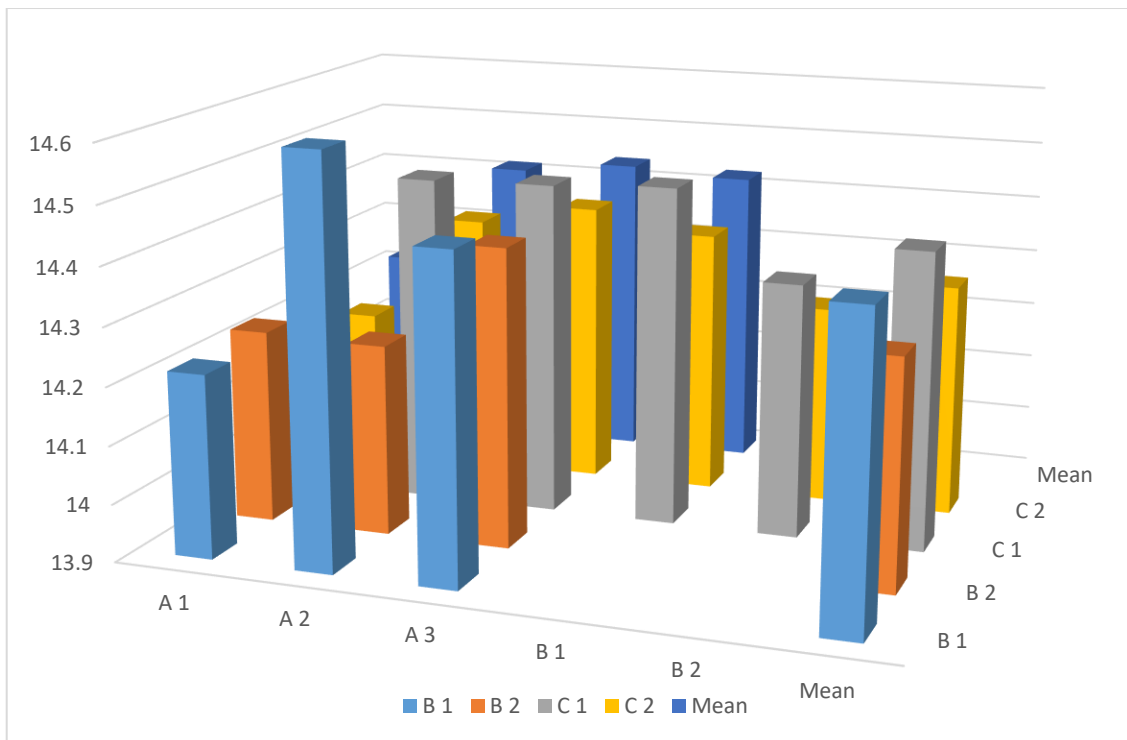


Fig. 3. Average Protein content of chhana spread using herbal coagulants (A) as affected by different levels of coagulant (B) and storage periods (C)

3.4 Lactose Percentage

The highest lactose percentage of chhana spread (1.800) was identified in sample (A₂B₁C₁), while the lowest percentage (1.333) was observed in sample (A₂B₂C₂). As the optimal coagulant level grew, the lactose percentage of chhana spread increased. At a 5%

level of significance, the results were non-significant. Due to varying levels of coagulant, the key difference (P<0.05, CD=NS) in lactose percentage was found to be non-significant at the 5% level of significance. Lactose levels were highest in the A₂B₁C₁ sample, which had the highest chhana ratio.

Table 4 (A). AxBxC combination value for lactose percentage

Treatment	A ₁		A ₂		A ₃	
	B ₁	B ₂	B ₁	B ₂	B ₁	B ₂
C ₁	1.700	1.633	1.800	1.467	1.667	1.700
C ₂	1.533	1.433	1.633	1.333	1.533	1.467
C.D.	NS					

Table 4(B). Average lactose content value of chhana spread as affected by different coagulants (A), there levels of coagulant (B) & storage periods (C)

Treatment	B ₁	B ₂	C ₁	C ₂	Mean
A ₁	1.617	1.533	1.667	1.483	1.575
A ₂	1.717	1.400	1.633	1.483	1.558
A ₃	1.600	1.583	1.683	1.500	1.591
B ₁			1.722	1.567	1.644
B ₂			1.600	1.411	1.505
Mean	1.644	1.505	1.661	1.488	
C.D.	(AxB) 0.146		(AxC) NS		(BxC) NS

In terms of the varied amounts of coagulant, A₂B₁ sample had the highest lactose % (1.717), whereas A₂B₂ sample had the lowest lactose percentage (1.400). At a 5% threshold of significance, the outcomes differed significantly. The lactose percentage crucial difference (P0.05, CD=146) was found to be significant at the 5% level of significance. When CD values were examined further, it was discovered that AXB was much greater than the other groups, and that all of the groups differed from one another. Chemical activities have an inverse effect on the quality of chhana spread during storage.

3.5 Ash Percentage

The highest ash percentage of chhana spread (1.800) was identified in sample (A₂B₁C₂), while the lowest percentage (1.257) was observed in sample (A₁B₁C₂). As the ideal coagulant level grew, the ash percentage of chhana spread increased. Due to varying quantities of coagulant, the key difference (P0.05, CD=NS) in ash percentage was found to be non-significant at the 5% level of significance. At a 1% level of significance, the outcomes differed significantly. The sample with the highest ratio of chhana (A₂B₁C₂) had the most ash.

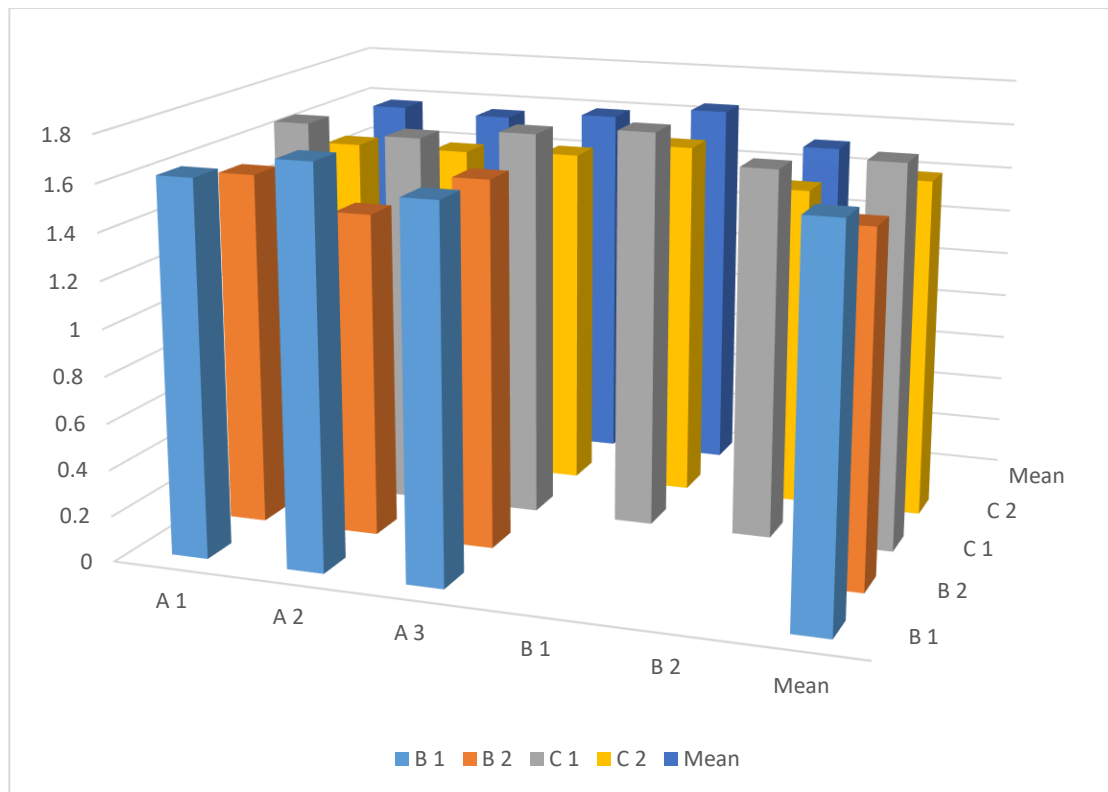


Fig. 4. Average Lactose content of chhana spread using herbal coagulants (A) as affected by different levels of coagulant (B) and storage periods (C)

Table 5(A). AxBxC combination value for ash percentage

Treatment	A ₁		A ₂		A ₃	
	B ₁	B ₂	B ₁	B ₂	B ₁	B ₂
C ₁	1.300	1.500	1.667	1.600	1.567	1.600
C ₂	1.257	1.700	1.800	1.733	1.800	1.733
C.D.	NS					

Table 5(B). Average ash content value of chhana spread as affected by different coagulants (A), there levels of coagulant (B) & storage periods (C)

Treatment	B ₁	B ₂	C ₁	C ₂	Mean
A ₁	1.278	1.600	1.400	1.478	1.439
A ₂	1.733	1.667	1.633	1.767	1.700
A ₃	1.683	1.667	1.583	1.767	1.675
B ₁			1.511	1.619	1.565
B ₂			1.567	1.722	1.644
Mean	1.564	1.644	1.538	1.670	
C.D.	(AxB) 0.183		(AxC) NS		(BxC) NS

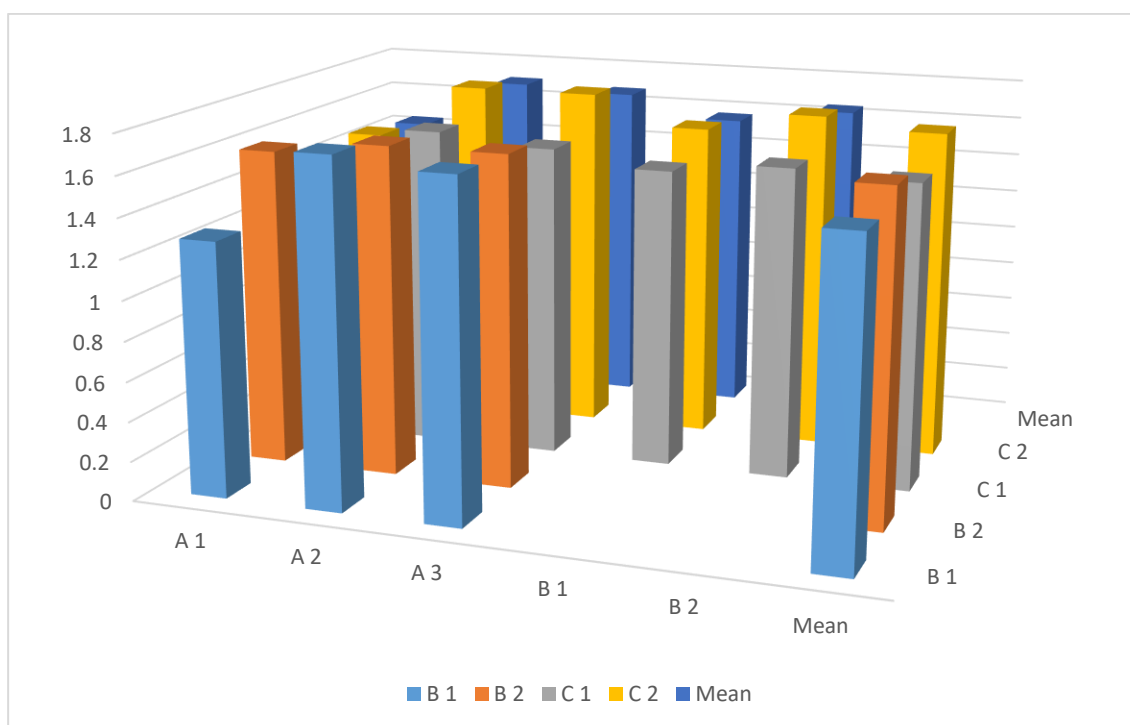


Fig. 5. Average ash content of chhana spread using herbal coagulants (A) as affected by different levels of coagulant (B) and storage periods (C)

The influence of various BxC combinations on ash per cent was detected. The highest ash percentage of chhana spread (1.722) was found in the B₂C₂ combination, while the lowest percentage (1.511) was found in the B₁C₁ combination. At a 1% level of significance, the data was deemed to be significant. At a 5% level of significance, the essential difference in ash

percentage (P0.05, CD=NS) was found to be non-significant.

4. CONCLUSION

On the basis of a chemical analysis of chhana spread made with various degrees of coagulant, it was concluded that chhana spread made with

an 80:20 ratio of water and coagulant was particularly popular on the fresh day. This mixture also has the highest percentage of chemical qualities, such as fat, protein, lactose, ash, with low moisture. The current analysis also shown that these chhana spread samples may be stored successfully for 10 days at 5 degrees Celsius without substantial deterioration. Following the experiment, it is possible to recommend employing an 80:20 ratio of water and coagulant in chhana spread to produce outstanding quality and improved nutrition.

COMPETING INTERESTS

Authors have declared that no competing interests exist.

REFERENCES

1. Verma VK, Gupta R, Yadav MP, Sahu P, Singh A. Sensory quality of chhana spread prepared from cow milk using herbal coagulants. *International Research Journal of Modernization in Engineering Technology and Science*. 2021;3(10).
2. Buchheim W, Frede E. Recent technological developments in the fat spread sector. *Deutsche Milchwirtschaft*. 1994;45(22):1070-1072, 1074-1075.
3. Chopde RL, Chilgunde SN, Zanjad PN, Ambadkar RK, Baig MI. Comparative studies on quality of chhana prepared from buffalo milk and cowmilk. *Journal of Bombay Veterinary College*. 2005;13:1/2, 87-90.
4. Chronakis IS, Kasapis S. Preparation and analysis of water continuous very low fat spreads. *Lebensmittel-Wissenschaft & Technologies*. 1995;28(5):488-494.
5. Davis JG, MacDonald FJ. Determination of development of low fat, paneer spread. *Indian J. dairy Sci*. 1953;38 (4):280.
6. IS. 1223, Part-I. Determination of milk fat by Gerber's method, Indian standard institute Manak Bhawan New Delhi; 1970.
7. IS. 5162 A Hand book of food analysis, Dairy products: 175, Indian standard institute. Manak Bhawan New Delhi; 1980.
8. Kailappan R, Varadharaju N, Karunanithy C. Studies on development of kneader and ball former for chhana in rasogolla production. *J. Food Engineering*.2007;81(2):298-305.
9. Kumar J, Gupta VK, Kumar S, Kumar S. Effect of coagulants on the quality of chhana and rasogolla obtained from admixture of buffalo milk and butter milk. *Journal of Food Science and Technology*. 2015;52: 1736-1741.
10. Pal MA, Yadav, PL. Effect of fat level on the quality of Paneer from various blends of buffalo and cow milk. *Indian J. Dairy Sci*. 1992;45(10):554.
11. Pal MA, Yadav PL, Sonyal MK. Physico-chemical & sensory characteristics of low fat Paneer from high heated milk. *Indian J. of Dairy Sci*. 1991;44:437-441.
12. Reddy KY, Lakshminarayana M, Sarma KS, Ranganadham M, Kumar S. Characteristics of low fat chhana based butter spread. *J. Food Science and Technology*. 2000;37(1):45-47.
13. Sanjay Kumar Dwivedi HB, Yadav SP, Yadav RN. Use of chemical and herbal coagulants in Chhana Production from Cow Milk; 2007.
14. Shazly AB, Mahran GA, El-Senaity MH, El-Aziz MA, Fatouh AE. Improving low-fat processed cheese spread using whey protein concentrate or butter milk curd. *Egyptian Journal of Dairy Science*. 2008; 36(1):83-95.
15. Shughanya R, Lalitha. Preparation of paneer from coconut milk, its quality, characteristics and shelf life. *International J. of Recent Scientific Research*. 2017;8 (3):16053-16057.
16. Sindhu JS, Sumit A, Nayak SK, Arora S. physico-chemical aspects of indigenous dairy products. *Indian J. Dairyman*. 2000; 54(10): 51-64.
17. Thakur SN, Kant R, Chandra R Studies on preparation of rasogolla from blend of cow milk and soya milk. *The Allahabad Farmer LXX*. 2015;(2)6 -9.

© Copyright (2024): Author(s). The licensee is the journal publisher. This is an Open Access article distributed under the terms of the Creative Commons Attribution License (<http://creativecommons.org/licenses/by/4.0>), which permits unrestricted use, distribution, and reproduction in any medium, provided the original work is properly cited.

Peer-review history:
The peer review history for this paper can be accessed here:
<https://www.sdiarticle5.com/review-history/116050>