



# Influence of Organic and Inorganic Source of Nutrient on Physico-Chemical Properties of Soil under Spinach Crop in an Inceptisol of Prayagraj, Uttar Pradesh, India

Indar Raj Naga <sup>a++\*</sup>, Tarence Thomas <sup>a#</sup>  
and Anurag Kumar Singh <sup>at</sup>

<sup>a</sup> Department of Soil Science and Agricultural Chemistry, Naini Agricultural Institute, Sam Higginbottom University of Agriculture, Technology and Sciences, Prayagraj, Uttar Pradesh, India.

## Authors' contributions

This work was carried out in collaboration among all authors. All authors read and approved the final manuscript.

## Article Information

DOI: 10.9734/IJPSS/2023/v35i122962

## Open Peer Review History:

This journal follows the Advanced Open Peer Review policy. Identity of the Reviewers, Editor(s) and additional Reviewers, peer review comments, different versions of the manuscript, comments of the editors, etc are available here: <https://www.sdiarticle5.com/review-history/99558>

**Original Research Article**

**Received: 01/03/2023**

**Accepted: 02/05/2023**

**Published: 10/05/2023**

## ABSTRACT

The field experiment was conducted to assess the "Influence of organic and inorganic source of nutrient on Physico-Chemical properties of Soil under Spinach in an Inceptisol of Prayagraj, Uttar Pradesh, India" to observe the combined effects of NPK fertilizer and FYM on soil health and yield. The results showed that the application of NPK and FYM had a significant and non-significant effect on soil physico-chemical properties. The maximum bulk density ( $1.28 \text{ Mg m}^{-3}$  and  $1.33 \text{ Mg m}^{-3}$ )

<sup>++</sup> M. Sc. Scholar;

<sup>#</sup> Professor and Head;

<sup>†</sup> Ph.D. Scholar;

\*Corresponding author: E-mail: [indrarajnaga0@gmail.com](mailto:indrarajnaga0@gmail.com);

<sup>3</sup>), particle density (2.60 Mg m<sup>-3</sup> and 2.62 Mg m<sup>-3</sup>) and pH (7.21 and 7.26) was recorded in T<sub>1</sub> (Absolute control) at 0-15 and 15-30 cm depth. Similarly, the maximum percentage pore space (49.07 and 46.08%), water holding capacity (44.05 and 40.28%), EC (0.38 and 0.36 dS m<sup>-1</sup>), percentage organic carbon (0.53 and 0.46%), available nitrogen (262.85 and 232.03 kg ha<sup>-1</sup>), phosphorus (41.73 and 32.48 kg ha<sup>-1</sup>) and potassium (241.62 and 220.52 kg ha<sup>-1</sup>) was recorded in T<sub>9</sub> (RDF @100% + FYM @ 100%).

**Keywords:** Soil health; spinach; FYM; soil properties.

## 1. INTRODUCTION

Spinach is commonly grown in all soil types and is one of the most popular leafy vegetables with high calorific values. It is a cheap and rich source of vitamin A, which helps improve eyesight. It is also a good source of vitamin C and mineral elements like iron, zinc, calcium, magnesium, and phosphorus, and the cheapest source of antioxidants and dietary fibres. Green leafy vegetables have a unique place in our daily diet because of their colour, flavour, and healthy benefits. They are rich in minerals and hence can be called "mines of minerals" Singh et al. [1].

"Spinach (*Beta vulgaris* L.) 2n = 2x = 18, commonly known as "Indian spinach" in English and "Palak" in Hindi, originated in the Indo-Chinese region and belongs to the genus *Beta*, specie *vulgaris*, and family *Chenopodiaceae*" Jabeen et al. [2].

In India, leafy vegetables grow on nearly 10.29 million ha, with an annual production of 18.80 metric tonnes. In India, spinach will be grown on a total area of 53.3 thousand hectares during 2021. Total production will be 463.9 thousand metric tonnes, with a productivity of 8.5 metric tonnes per hectare Anonymous, 2021.

"The combination of organic and inorganic fertilizers can increase plant production. Organic composts increase the content of nutrients in soil and their availability for plants Boldrin et al. [3] and may contribute towards reducing inorganic nitrogen fertilization, which has negative environmental impacts" Graham et al. [4].

FYM provides food for soil microorganisms; this increases the activity of microbes, which in turn help to convert unavailable plant nutrients into available forms, and being rich in organic matter is required for supplementing the nutrients to the plants. Soil organic matter indirectly affects some of the plant and soil aspects important to plant growth, like soil bulk density, particle density, soil moisture content, and crop water use efficiency.

Essentially, the presence of organic matter in soils is responsible for improving the physical and chemical properties of the soil through mineralization and gelation of soil particles. According to some studies, applying FYM along with N fertilizers can increase the plant height, leaf number, leaf length, leaf width, fresh weight, and yield of spinach compared to applying N alone. In spinach, nitrogen is essential for vegetative growth, chlorophyll synthesis, nitrate reductase activity, and protein formation.

Nitrogen is also a component of all proteins and enzymes, and it is engaged in some energy-transformation metabolic activities Lal et al. [5].

In spinach, phosphorus is an essential component of photosynthetic processes that are involved in the synthesis of sugars, oils, and starches, as well as the conversion of solar energy to chemical energy, plant development, and stress resistance [6]. It enhances crop maturity and encourages early root growth, leaf size, tillering, flowering, grain output, and Deep roots also benefit the plant by keeping it rooted in the soil and preventing water loss due to lodging Oladipo et al. [7].

Potassium is a plant nutrient that has a high association with crop quality. It's vital for optimal crop quality, plant health, stress tolerance, seed quality, regulating water balance, stomatal movement, enzyme activation, and carbohydrate translocation, as well as for healthy growth Roy et al. [8].

## 2. MATERIALS AND METHODS

### 2.1 Experimental Site and Location

The investigative site of the crop research farm which falls under Geographical Co-ordinates of Prayagraj District which is located at 25° 58' N latitude and 81° 52' E longitude with an altitude of 98 meter above mean sea level and is situated 5 km away on the right bank of Yamuna-river. Representative the Agro-Ecological Sub Region [North Alluvial plain zone (0-1% slope)] and Agro-Climatic Zone (Upper Gangetic Plain Region).

**Table 1. Details of treatment combination**

Treatment	Treatment combination	Symbols
T <sub>1</sub>	RDF @ 0% + FYM @ 0%	R <sub>0</sub> F <sub>1</sub>
T <sub>2</sub>	RDF @ 0% + FYM @ 50%	R <sub>0</sub> F <sub>2</sub>
T <sub>3</sub>	RDF @ 0% + FYM @ 100%	R <sub>0</sub> F <sub>3</sub>
T <sub>4</sub>	RDF @ 50% + FYM @ 0%	R <sub>1</sub> F <sub>1</sub>
T <sub>5</sub>	RDF @ 50% + FYM @ 50%	R <sub>1</sub> F <sub>2</sub>
T <sub>6</sub>	RDF @ 50% + FYM @ 100%	R <sub>1</sub> F <sub>3</sub>
T <sub>7</sub>	RDF @ 100% + FYM @ 0%	R <sub>2</sub> F <sub>1</sub>
T <sub>8</sub>	RDF @ 100% + FYM @ 50%	R <sub>2</sub> F <sub>2</sub>
T <sub>9</sub>	RDF @ 100% + FYM @ 100%	R <sub>2</sub> F <sub>3</sub>

Note: Recommended Dose of Fertilizer: - 90:50:50 kg ha<sup>-1</sup> (NPK); Farm Yard Manure: 20 t ha<sup>-1</sup>

## 2.2 Climate Condition

The fieldwork was done in the Prayagraj district, which is part of the subtropical belt and has semi-arid climatic conditions with both winter and summer temperature extremes. "The maximum temperature of the location reaches up to 46°-48°C and seldom falls as 4°-5°C. The relative humidity ranges between 20% to 94%. The average annual rainfall in prayagraj is around 900-1100 mm annually. The minimum temperature during the crop season was to be 5.9°C and the maximum is to be 29.04°C. The maximum humidity was to be 42.72% and maximum was to be 93.28%" Singh et al. [9].

## 2.3 Experimental Design

The present research investigation was setup in a randomised block design (RBD) with nine treatment combinations, which are replicated three times and randomly allocated in each replication, dividing the research site into twenty-seven plots. In this study, inorganic fertilisers like nitrogen, phosphorus, and potassium were used as RDF, and organic manure like FYM was applied in three different doses. Sowing of the spinach crop was carried out on the 2nd of December, 2021, respectively, by hand. The seed variety Harit Shobha was sown at a rate of 25 kg ha<sup>-1</sup> and at a row-to-row spacing of 30 cm and plant-to-plant spacing of 10 cm.

## 2.4 Fertilizer Application

The recommended doses of NPK 90:50:50 kg ha<sup>-1</sup> (100%) was applied to the spinach: N (196 kg ha<sup>-1</sup>), P<sub>2</sub>O<sub>5</sub> (312 kg ha<sup>-1</sup>), and K<sub>2</sub>O (83 kg ha<sup>-1</sup>). The 100 percent application of N, P, and K was used as the basal dose at the time of sowing. In addition to these applications, FYM was used as a basal dose at 0, 10, and 20 t ha<sup>-1</sup> for the treatment. The sources of NPK fertilisers

were nitrogen through urea (46% N<sub>2</sub>O). Phosphorus through single superphosphate (16% P<sub>2</sub>O<sub>5</sub>) and potassium through muriate of potassium (60% K<sub>2</sub>O) were applied earlier to sowing in regards to treatments just before the seed sowing. Nitrogen and urea (46% N) were applied in two different doses.

## 2.5 Soil Analysis

The soils from each plot were separately collected, air-dried, ground, and passed through a 2-mm-size sieve for laboratory analysis. Soil samples were analysed for bulk density, particle density, Percentage pore space, and water holding capacity (Muthuvel et al., 1992) [10], pH [11], EC (Wilcox, 1950) [12], Percentage Organic Carbon (Walkley and Black, 1934) [13], Available Nitrogen (Subbiah and Asijja, 1956) [14], Available Phosphorus (Olsen et al., 1954) [15] and Available Potassium (Toth and Prince, 1949) [16] before sowing and after harvest of the crop.

## 2.6 Statistical Analysis

The statistical analysis of the data was carried out using STATISTICA (7.0) software [17].

## 3. RESULTS AND DISCUSSION

### 3.1 Effect of Nutrient Management on Physical Properties of Soil after Harvest of Spinach

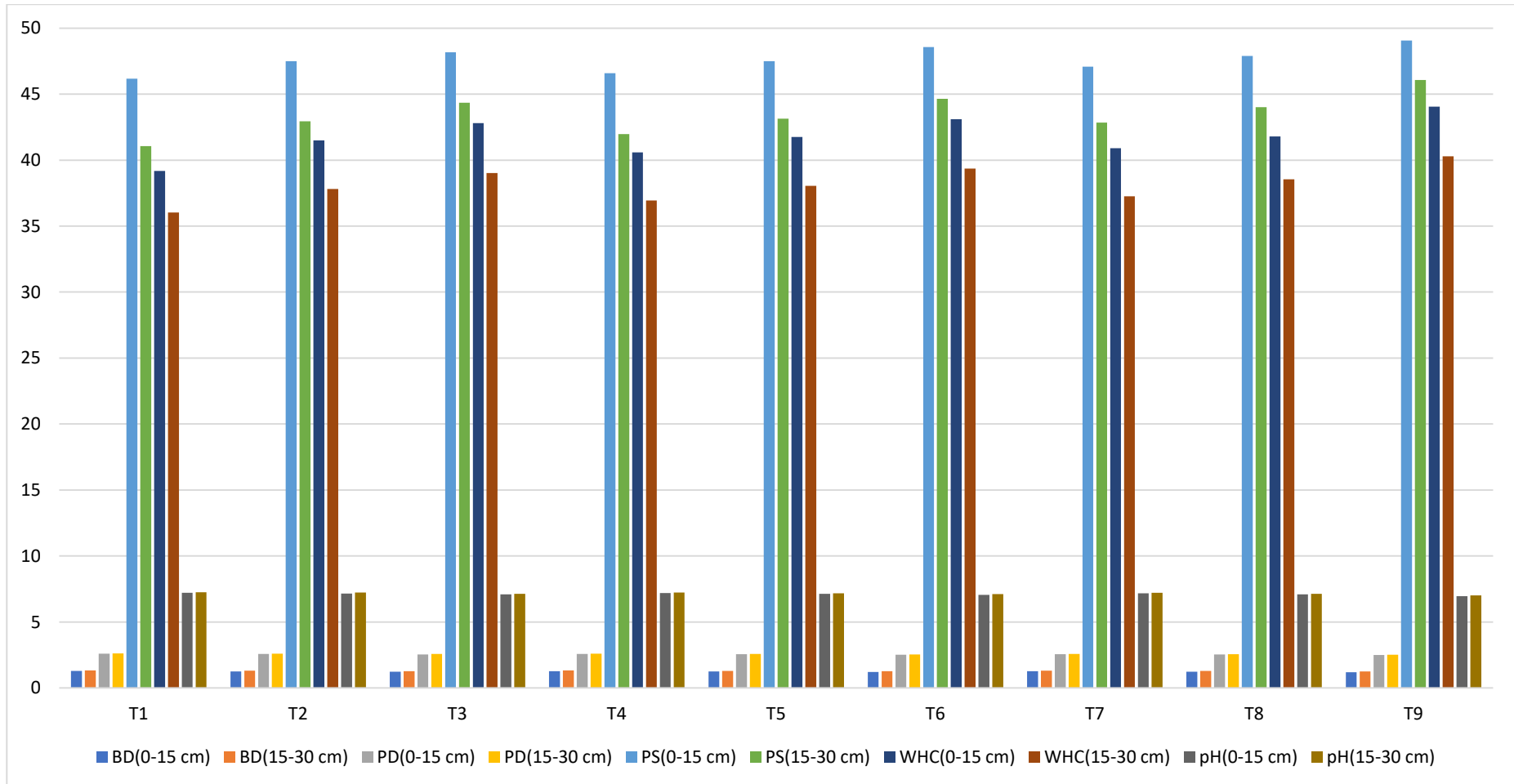
The result observed in treatment T<sub>1</sub> non-significantly higher Bulk density (1.28 Mg m<sup>-3</sup> and 1.33 Mg m<sup>-3</sup>), Particle density (2.60 Mg m<sup>-3</sup> and 2.62 Mg m<sup>-3</sup>) and significantly higher Percentage pore space (49.07% and 46.08%), Water holding capacity (44.05% and 40.28%) of soil were observed in treatment T<sub>9</sub> at 0-15 and 15-30 cm depth, respectively (Table 2 and Fig. 1). This corroborates with the findings of Khadse et al. [18], Varikuppala et al. [19].

**Table 2. Influence of organic and inorganic source of nutrient on bulk density, particle density, pore space, water holding capacity and pH**

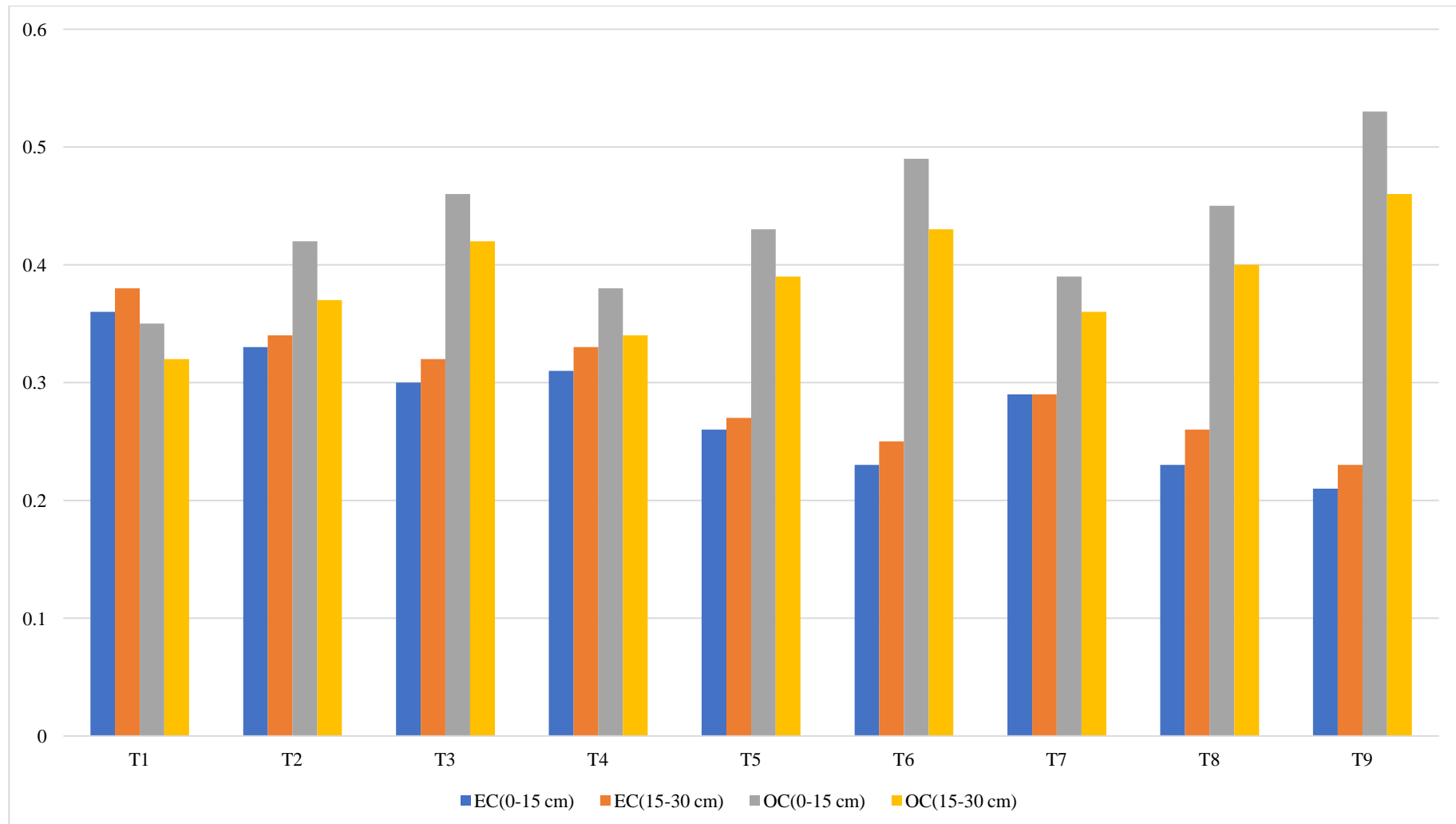
Treatments		Bulk density (Mg m <sup>-3</sup> )		Particle density (Mg m <sup>-3</sup> )		Percentage pore space (%)		Water holding capacity (%)		pH	
		0-15 cm	15-30 cm	0-15 cm	15-30 cm	0-15 cm	15-30 cm	0-15 cm	15-30 cm	0-15 cm	15-30 cm
T <sub>1</sub>	Absolute control	1.28	1.33	2.60	2.62	46.18	41.07	39.18	36.02	7.21	7.26
T <sub>2</sub>	RDF @ 0% + FYM @ 50%	1.25	1.30	2.57	2.59	47.50	42.95	41.50	37.82	7.16	7.23
T <sub>3</sub>	RDF @ 0% + FYM @ 100%	1.22	1.27	2.54	2.57	48.17	44.35	42.80	39.03	7.10	7.14
T <sub>4</sub>	RDF @ 50% + FYM @ 0%	1.27	1.32	2.58	2.60	46.58	41.97	40.58	36.95	7.19	7.24
T <sub>5</sub>	RDF @ 50% + FYM @ 50%	1.24	1.29	2.55	2.57	47.50	43.15	41.75	38.05	7.13	7.18
T <sub>6</sub>	RDF @ 50% + FYM @ 100%	1.21	1.26	2.52	2.54	48.57	44.65	43.10	39.35	7.05	7.11
T <sub>7</sub>	RDF @ 100% + FYM @ 0%	1.26	1.31	2.56	2.58	47.09	42.85	40.90	37.25	7.17	7.21
T <sub>8</sub>	RDF @ 100% + FYM @ 50%	1.23	1.28	2.53	2.55	47.90	44.02	41.80	38.55	7.09	7.14
T <sub>9</sub>	RDF @ 100% + FYM @ 100%	1.19	1.24	2.50	2.52	49.07	46.08	44.05	40.28	6.96	7.01
F-test		NS	NS	NS	NS	S	S	S	S	NS	NS
S.Em (±)		-	-	-	-	0.5731	0.409	0.7881	0.6982	-	-
CD (P=0.05)		-	-	-	-	1.7181	1.226	2.3628	2.0933	-	-

**Table 3. Influence of organic and inorganic source of nutrient on electrical conductivity, organic carbon, available nitrogen, available phosphorus and available potassium**

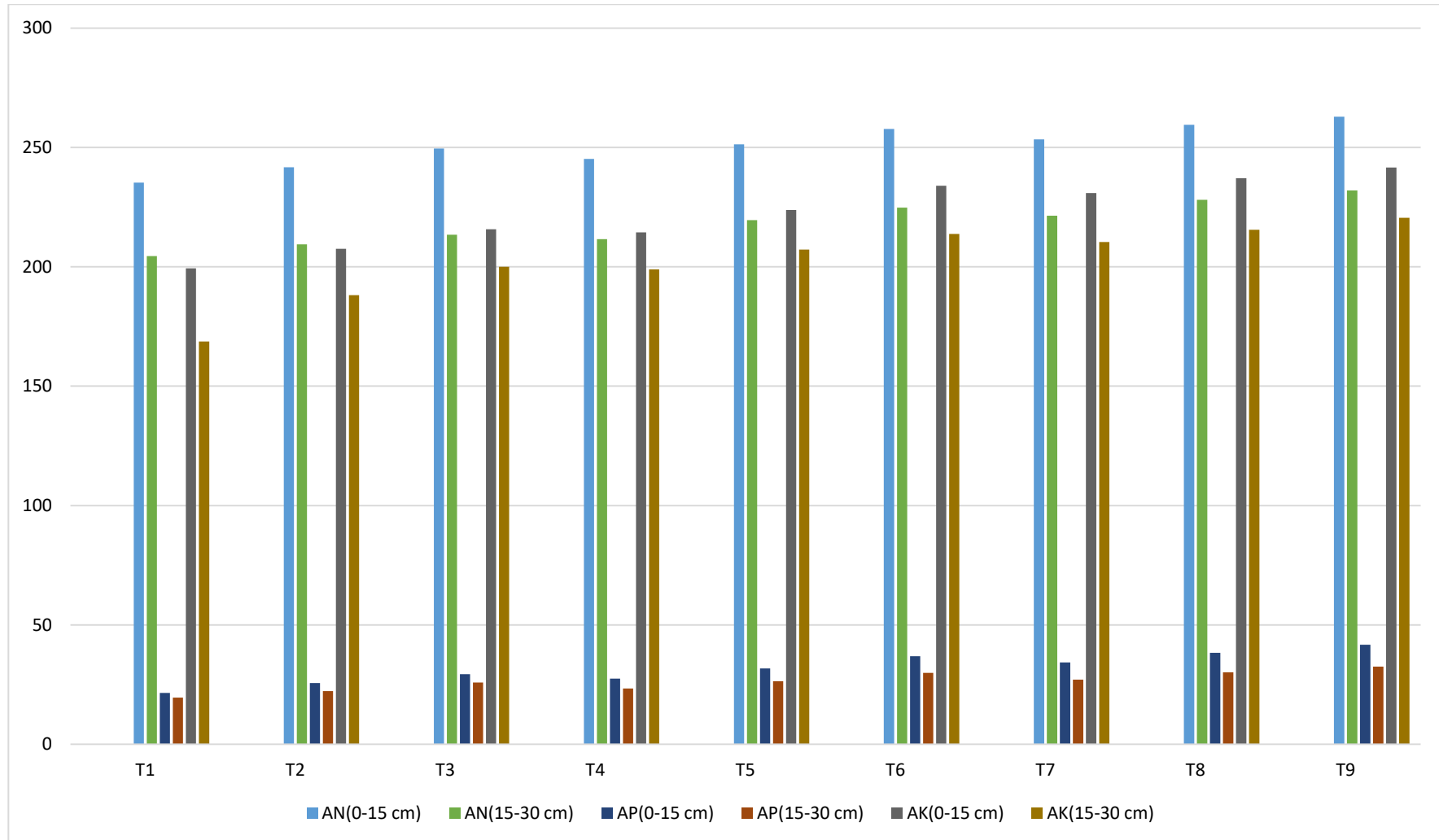
Treatments		Electrical conductivity (dS m <sup>-1</sup> )		Percentage Organic Carbon (%)		Available Nitrogen (kg ha <sup>-1</sup> )		Available phosphorus (kg ha <sup>-1</sup> )		Available Potassium (kg ha <sup>-1</sup> )	
		0-15 cm	15-30 cm	0-15 cm	15-30 cm	0-15 cm	15-30 cm	0-15 cm	15-30 cm	0-15 cm	15-30 cm
T <sub>1</sub>	Absolute control	0.23	0.21	0.35	0.32	235.23	204.52	21.45	19.53	199.32	168.67
T <sub>2</sub>	RDF @ 0% + FYM @ 50%	0.26	0.23	0.42	0.37	241.70	209.35	25.69	22.25	207.55	188.17
T <sub>3</sub>	RDF @ 0% + FYM @ 100%	0.29	0.29	0.46	0.42	249.59	213.45	29.34	25.88	215.75	200.02
T <sub>4</sub>	RDF @ 50% + FYM @ 0%	0.25	0.23	0.38	0.34	245.20	211.63	27.53	23.35	214.45	198.97
T <sub>5</sub>	RDF @ 50% + FYM @ 50%	0.27	0.26	0.43	0.39	251.32	219.54	31.75	26.45	223.85	207.25
T <sub>6</sub>	RDF @ 50% + FYM @ 100%	0.33	0.31	0.49	0.43	257.73	224.82	36.85	29.95	233.98	213.78
T <sub>7</sub>	RDF @ 100% + FYM @ 0%	0.32	0.30	0.39	0.36	253.38	221.38	34.25	27.09	230.90	210.33
T <sub>8</sub>	RDF @ 100% + FYM @ 50%	0.34	0.33	0.45	0.40	259.43	228.10	38.33	30.08	237.15	215.55
T <sub>9</sub>	RDF @ 100% + FYM @ 100%	0.38	0.36	0.53	0.46	262.85	232.03	41.73	32.48	241.62	220.52
F-test		S	S	S	S	S	S	S	S	S	S
S.Em. (±)		0.0131	0.01176	0.0112	0.01042	1.14799	1.0715	1.07603	1.05409	1.02439	0.968644
CD (P=0.05)		0.03927	0.03525	0.0336	0.03125	3.44169	3.212406	3.2259	3.16016	3.07113	2.903994



**Fig. 1. Influence of organic and inorganic source of nutrient on bulk density, particle density, percentage pore space, water holding capacity and pH**



**Fig. 2. Influence of organic and inorganic source of nutrient on electrical conductivity and percentage organic carbon**



**Fig. 3. Influence of organic and inorganic source of nutrient on available nitrogen, available phosphorus and available potassium**

### 3.2 Effect of Nutrient Management on Chemical Properties of Soil after Harvest of Spinach

The result observed in treatment T<sub>1</sub> non-significantly higher soil pH (7.21 and 7.26) at 0-15 cm and 15-30 cm depth, respectively (Table 2 and Fig. 1). There was significantly higher Electrical Conductivity (0.38 and 0.36 dS m<sup>-1</sup>), Percentage Organic Carbon (0.53% and 0.46%), Available N (262.85 and 232.03 kg ha<sup>-1</sup>), Available P (41.73 kg ha<sup>-1</sup> and 32.48 kg ha<sup>-1</sup>) and Available K (241.62 kg ha<sup>-1</sup> and 220.52 kg ha<sup>-1</sup>) were observed in treatment T<sub>9</sub> at 0-15 and at 15-30 cm depth, respectively (Table 3 and Figs. 2, 3 above). This corroborates with the findings of Khadse et al. [18], Varikuppala et al. [19].

### 4. CONCLUSION

Conclusion Based on the results, the application of organic manure and inorganic fertilizer was found to improve the soil's health in references to spinach. Application of T<sub>9</sub> [RDF (90:50:50 NPK kg ha<sup>-1</sup>) + FYM (20 t ha<sup>-1</sup>)] was found optimal for improving Soil Properties like Pore space, Water holding capacity, Electrical conductivity, Organic Carbon and Available Nitrogen, Phosphorus, Potassium.

### ACKNOWLEDGEMENTS

Authors are highly acknowledged to the Department of Soil science and agricultural chemistry, Sam Higginbottom university of agriculture, technology and sciences, Prayagraj, U.P. due to available the facilities of soil science farm and the laboratory to conduct the research work.

### COMPETING INTERESTS

Authors have declared that no competing interests exist.

### REFERENCES

1. Singh GP, Meena ML, Prakash J. Effect of different levels of nitrogen an cutting on growth, leaf yield and quality of Spinach beet (*Beta vulgaris* var. *begalensis*) cv. all green. European Journal of Biotechnology and Bioscience. 2015;3(6):2321-9122.
2. Jabeen A, Narayan S, Hussain K, Khan FA, Ahmad A, Mir SA. Organic production of spinach beet (*Beta vulgaris* var.

3. bengalensis) through the use of manures and biofertilizers. Journal of Pharmacognosy and Phytochemistry. 2017;6(6):2278-4136.
3. Boldrin A, Andersen JK, Moller J, Christensen TH, Favoino E. Composting and compost utilization: Accounting of greenhouse gases and global warming contributions. Waste Manag. Res. 2009;27: 800-812.
4. Graham RF, Wortman SE, Pittelkow CM. Comparison of organic and integrated nutrient management strategies for reducing soil N<sub>2</sub>O emissions. Sustainability. 2017;9:510.
5. Lal B, Nayak V, Sharma P, Tedia K. Effect of combined application of FYM, fly ash and fertilizers on soil properties and paddy grown on degraded land. Journal of Current World Environment. 2014;9(2): 531-535.
6. Anonymous. Area of Spinach Horticultural Statistics at a glance. Ministry of Agriculture and Farmer's welfare. 2022; 389.
7. Oladipo OG, Olayinka A, Aduayi EA. Effects of organic amendments on microbial activity, N and P mineralization in an alfisol. Journal of Environmental Management. 2015;2:30-40.
8. Roy T, Singh RD, Biswas DR, Patra AK. Effect of sewage sludge and inorganic fertilizers on productivity and micronutrients accumulation by Palak (*Beta vulgaris*) and their availability in a typic haplustept. Journal of Indian Society of Soil Science, 2013;61(3):207-21.
9. Singh AK, Thomas T, David AA. Impact of zinc and boron on physico-chemical properties of soil under green gram crop in an inceptisol of Prayagraj, Uttar Pradesh, India. International Journal of Plant & Soil Science. 2023;35(2):27-35.
10. Muthuvel P, Udaysooriyan C, Natesa R, Ramaswami PP. Introduction to soil analysis, Tamil Nadu Agriculture University, Coimbatore-641002; 1992.
11. Jackson. The pH was determined in 1:2 soil water suspensions using digital pH meter; 1967.
12. Wilcox. Electrical conductivity. Am Water Work Assoc. J. 1950;42:775-776.
13. Walkey A, Black IA. Critical examination of rapid method for determining organic carbon in soils, effect of variance in digestion conditions and of inorganic soil constituents. Soil Sci. 1947;632:251.



14. Subbiah BV, Asija LA. Rapid procedure for estimation of available nitrogen in soils. Current Science. 1956;25:259.
15. Olsen SR, Watanale FS. A method to determine the phosphorus adsorption measured by colorimetric method. Soil Sci. Soc. Am. J. 1954;21: 144-149.
16. Toth SJ, Prince AL. Estimation of cation exchange capacity and exchangeable calcium, potassium and sodium contents of soils by flame photometer techniques. Soil Sci. 1949; 67:439-445.
17. Fisher RA. The underworld of probability. The Indian Journal of Statistics. 1960; 18(3/4):201- 210.
18. Khadse VA, et al. Response of leafy vegetables under organic and integrated nutrient management. The Pharma Innovation Journal. 2021;10(5):04-06.
19. Varikuppala M, et al. Effect of integrated nutrient management practices on soil health, quality and yield of Spinach (*Beta vulgaris* L.) grown on alluvial soil. The Pharma Innovation Journal. 2021;10(10): 2068-2071.

---

© 2023 Naga et al.; This is an Open Access article distributed under the terms of the Creative Commons Attribution License (<http://creativecommons.org/licenses/by/4.0>), which permits unrestricted use, distribution, and reproduction in any medium, provided the original work is properly cited.

*Peer-review history:*

*The peer review history for this paper can be accessed here:*  
<https://www.sdiarticle5.com/review-history/99558>